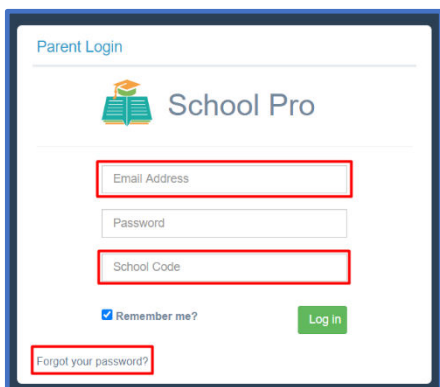
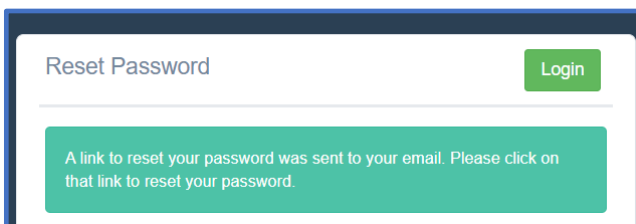
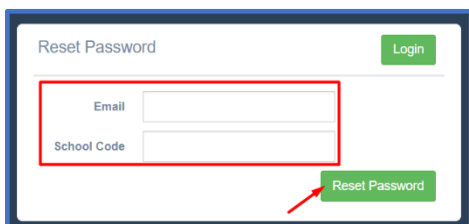


Parent Portal First Time Log-in

1. Type <https://schoolpro.azurewebsites.net/> in your web browser.
2. At the home screen, type the email address your child's school has on file and the School Code from the school. If you did not receive an email to set-up your School Pro account please contact the school.
3. Click the "Forgot your password?" link at the bottom left.



4. You will be prompted again to type the email address and the School Code. Then click Reset Password. An email will be sent to your email with the directions to create a password.



5. Once you receive the email from School Pro, click the link in the email "Change Password" to create a password for your School Pro account. Type and confirm your new password and then click Change Password in the bottom right-hand corner. You will receive a Success notification that your password has been successfully changed. Click the OK button to log-in.

